

Euclide (sec. 4.-3. a.C.). Elementorum libri, 1589



Istituto Superiore di Sanità

Viale Regina Elena, 299

00161 - Rome, Italy

Tel. (+39) 06 4990 1

[www.iss.it](http://www.iss.it)

Edited by  
*the Working Group on the Promotion  
and Preservation of Rare Book Collection  
of the ISS Library:*

Paola Ferrari (coordinator), Stefano Bonifazi,  
Ornella Ferrari, Donatella Gentili,  
Maria S. Graziani, Luigi Nicoletti


Scientific Communication Unit, Library

Graphic design by Luigi Nicoletti

Director  
Prof. Antonio Mistretta

[biblio.fondorari@iss.it](mailto:biblio.fondorari@iss.it)

[www.iss.it/biblioteca-chi-siamo-fondo-rari](http://www.iss.it/biblioteca-chi-siamo-fondo-rari)



ISS Library - Rare Books Room

Library - The Rare Book Collection



Printed in-house, April 2026

Istituto Superiore di Sanità

Scientific Communication Unit

Library

The Rare Book Collection



A historical-cultural heritage  
of the Istituto Superiore di Sanità Library



Giovanni Battista Morgagni (1682-1771). *Adversaria anatomica...*, 1762

The collection consists of over 1,000 printed volumes published between 1504 and 1830.

In addition, there are also three manuscripts dating from after the introduction of printing.

About half of the books deal with medical and health-related subjects, e.g., anatomy, general pathology, surgery, and hygiene.


The remaining part consists of publications on mineral waters, pharmacy, pharmacology, medical botany, veterinary medicine, and various branches of the physical, natural and applied sciences.

The collection includes some of the most important scientific and medical illustrations of the period by renowned authors, e.g.,

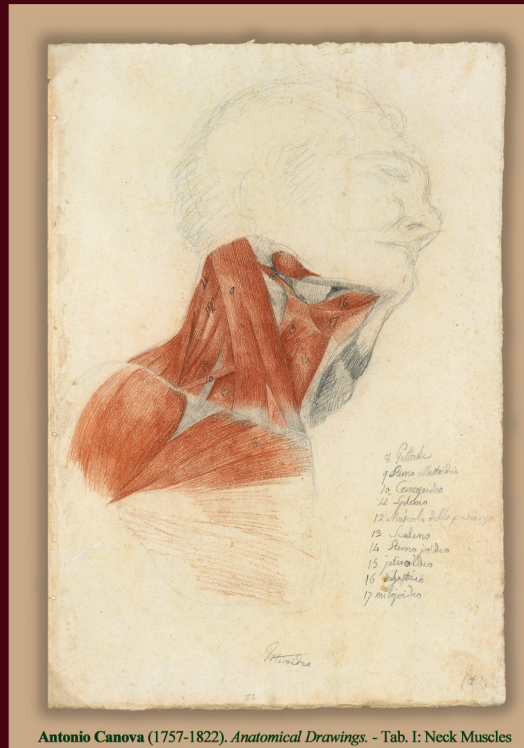
Hippocrates, Galen, Avicenna, Mattioli, Mercuriale, Vesalio, Morgagni, Redi, Vallisneri, and Lancisi.

Some editions are notable for their rarity, historical value, beautiful engravings, and the importance of their printers, e.g.,

Manuzio heirs, Gryphius, Froben, Valgrisi, Blado, Giunta, Giolito, Albrizzi, and Pasquali.



Ulisse Aldrovandi (1522-1605). *Ornithologia*..., 1600



Antonio Canova (1757-1822). *Anatomical Drawings*. - Tab. I: Neck Muscles

A special mention deserves the 17 extraordinary anatomical drawings in red and black pencil attributed to Antonio Canova (1757-1822), as well as the Italian Mineral Waters collection, comprising about 100 volumes published between the 16th and 19th centuries.

The Library - to make this valuable heritage available to a national and international scholarly audience - carried out between 2008-2010 the project

*The medical-health collection of Rare Books of the Library of the Istituto Superiore di Sanità (16th-19th centuries) from print to online.*

The project - funded by the ISS and partly by the Italian Ministry of Education, University and Research (MIUR) - was aimed: - to present an online catalogue of the entire collection, showing not only the title pages but also a selection of the beautiful illustrations contained in the books - to publish a monographic volume:

*Immagini botaniche dalla raccolta del Fondo Rari della Biblioteca dell'Istituto Superiore di Sanità.*  
Roma: Istituto Superiore di Sanità, 2010.

Since 2017, the full texts of the Rare Book Collection have been openly available through the Library's online catalogue.

## Library - The Rare Book Collection



The collection, kept in the Rare Book Room, may be freely consulted by students authorized by the Library Director.

The Collection is available in the online catalogue: [www.catalogobiblio.iss.it/SebinaOpac/.do](http://www.catalogobiblio.iss.it/SebinaOpac/.do)

A print catalogue has been published in two volumes:

*Catalogo del Fondo Rari della Biblioteca.*  
Roma: Istituto Superiore di Sanità, 2010

(I beni storico-scientifici dell'Istituto Superiore di Sanità, Quaderni 6-7)

- Vol. 1: edizioni dei secoli XVI-XVII  
- Vol. 2: edizioni dei secoli XVII-XIX



Rare Book Room shelving